

Step 1 : login to www.publicgold.com.my

Username: PG code

Password(default) : IC behind 4 digit/ IC without “-“

The screenshot shows the website's header with the PG 10 logo, the PUBLIC GOLD logo, and the PG MALL logo. Below the header is a red navigation bar with the text "Malaysia" and "POWERED BY ORACLE". A secondary navigation bar contains buttons for HOME, ABOUT US, PRODUCT, ORDER, EVENT, WHERE TO BUY, and LOGIN. A "Message" box is displayed, stating "Please login first" and containing a "LOGIN" button. Below the message is a login form with fields for "Username *" and "Password *", a "Remember me" checkbox, and a "Log in" button. A dropdown menu for "About Us" is visible on the left side of the page.


Step 2: Click “MY GAP”

This screenshot shows the website's navigation bar after the login step. The header and logos remain the same. The red navigation bar now includes a "MY ACCOUNT" button. The secondary navigation bar has been updated to include a "MY GAP" button, which is highlighted in red, indicating it is the selected option.

Step 3: Choose “new site” / “classic site” (guideline here is choose new site)

You're just one click away to
Experience the new GAP

[Go To New Site](#)



[Click here to go back to Classic Site](#)


PUBLIC GOLD

Step 4 : Choose “purchase” for purchase GAP/SAP,

sell , choose “PG BUYBACK” ,

transfer jutawanemas training/pg golden tour/ c-wallet choose “TRANSFER”

pajak GAP choose “ARRAHNU”




PG 10 PUBLIC GOLD Accumulation Program SHARIAH COMPLIANT


LIM YEE NAH
PG 883
(GLOBAL BUSINESS CENTRE)


[PURCHASE](#) | [PG BUYBACK](#) | [TRANSFER](#) | [ARRAHNU](#) | [ACCOUNT](#)

Account Balance	Gold	Silver
Available Balance	1.0284	0.0000

[View detail...](#)

	Date : 05-10-2018
	
MYR 100	0.5747 gm
174	1.0000
BUY GAP NOW	

	Date : 05-10-2018
	
MYR 100	42.3729 gm
236	100.0000
BUY SAP NOW	



TEST Copyright © GSAP System Ver. 2.0 2018

Step 4 : choose pay by FPX or Bank in, after that click NEXT

PURCHASE OF GAP/SAP

From Account PG00000883

Mode of Payment* Pay Online (FPX) Bank In

Payment Date* 2018-10-05 14:59:39

Next

Step 5: For “bank in”

Choose option GAP for gold, SAP for silver.

Key in correct Purchase amount.

Attach with bank in slip after bank in to account public gold manually by method transfer or ATM deposit machine

Click PLACE ORDER. DONE....

PURCHASE OF GAP/SAP

From Account PG00000883

Product Type* Gold - GAP (Au 999.9) Silver - SAP (Ag 999)
MYR 100 = 0.5747 gm MYR 100 = 42.3729 gm
MYR 174.00 = 1.0000 gm MYR 236 = 100.0000 gm

Purchase Amount* MYR

Purchase Qty* gm

Mode of Payment* Bank In

Payment Date* 2018-10-05 14:59:39

Attachment (bank-in slip)* Choose file No file chosen

Place Order

Copyright © GSAP System Ver. 2.0 2018

For pay online (FPX)

Choose option GAP for gold, SAP for silver.

Key in correct Purchase amount.

Place order

PURCHASE OF GAP/SAP

Account Number PG00000883

Product Type*

<input checked="" type="radio"/> Gold - GAP (Au 999.9) MYR 100 = 0.5747 gm MYR 174 = 1.0000 gm	<input type="radio"/> Silver - SAP (Ag 999) MYR 100 = 42.3729 gm MYR 236 = 100.0000 gm
---	---

Purchase Amount* MYR

Purchase Qty* gm

Mode of Payment* Pay Online (FPX)

Copyright © GSAP System Ver. 2.0 2018

Make payment

PURCHASE OF GAP/SAP - CONFIRMATION

Product Type Gold - GAP (Au 999.9)

Purchase Amount MYR 174.00

Purchase Qty 1 gm

Mode of Payment Pay Online (FPX)

Payment Date*

Proceed & Pay



Review & Payment

Payment Information

Customer Name	
Product Description	
Temp. Transact Number	
Transact Date/Time	
Transact Amount	174.00
Processing Fee	1.00
Total Amount	175.00
Select Bank	<input type="text" value="Please Select Bank"/>
Action	<input type="button" value="Proceed & Pay"/>

By clicking on the "Proceed & Pay" button below, you agree to FPX's [Terms and Conditions](#)

- * You must have Internet Banking Account in order to make transaction using FPX.
- * Please ensure that your browser's pop up blocker has been disabled to avoid any interruption.
- * Do not close browser / refresh page until you receive response.

